


**TYCO**  
HO SCALE ELECTRIC TRAINS  
AND ACCESSORIES  
TYCOPRO RACING SYSTEM  
1971-72







Real railroads serve as a vital part of America today, and affect our everyday life. Railroads are responsible for nearly 40% of all transportation, principally in moving freight — both the raw materials, and finished goods of industry. And electric trains capture all of the action — in miniature.

Almost since the turn of the century, electric trains have been a favorite of boys and their dads. They still are. Besides being fun to operate, trains are educational, and help to develop mechanical and creative skills. This explains why the hobby of model railroading keeps growing. In fact, more electric trains were bought in 1970, than ever before!





Today, the most popular electric trains by far, are HO scale, or 1/87 the size of real life. Tyco has pioneered and developed HO trains since 1932, and today is America's largest manufacturer of electric trains and accessories.

Operating Tyco electric trains is great fun for all ages, because there's plenty of action! You're the engineer — controlling the speed and direction, switching the cars onto a siding, uncoupling cars, or unloading freight — all by remote control! You can start with a small layout, in very little space . . . then add switches, more track, and accessories, later to expand your layout, for even more fun and realism.

You can keep on building a bigger and better railroad with Tyco, year after year. And, look at Tyco's true-to-blueprint detail. Look at the way Tyco equipment is built — and operates. Tyco makes your layout come alive!

As the leader in model railroading, Tyco offers a wide range of precision-engineered, quality-tested equipment — from complete sets, to separate locomotives, cars, operating and trackside accessories, and new Tyco-matic remote control switches.

Your Tyco electric train might just be the beginning of a lasting and satisfying hobby — model railroading. For years of fun for you, for dad, for the family, make your choice . . . Tyco.





## THE SWITCHER FREIGHT

This husky, lighted diesel switcher, plus three authentic freight cars, makes a perfect starter set.

### CONTENTS:

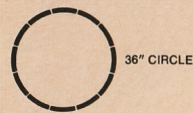
Diesel switcher with operating headlight • Gondola with culvert pipe load • Refrigerator car • Caboose • 12 sections of track, to make a 36" circle.

**\$23.00**

Complete with power pack  
No. 7300 — Santa Fe

**\$16.00**

Without power pack  
No. 7200 — Santa Fe



36" CIRCLE



## THE BOOSTER SPECIAL

In the days when steam was king, the all-time favorite "work horse" was the 0-4-0 saddle tank loco, popularly known as the Booster. Teamed up with three freight cars, it makes a perfect starter set.

### CONTENTS:

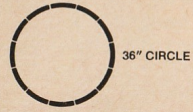
0-4-0 Booster locomotive with operating headlight • Flat car with tractor load • Refrigerator car • Caboose • 12 sections of track, to make a 36" circle.

**\$25.00**


Complete with power pack  
No. 7301 — New York Central

**\$18.00**

Without power pack  
No. 7201 — New York Central



36" CIRCLE



## THE DIESEL FLYER

This four car set, with its lighted F-9 diesel, duplicates in miniature one of the most familiar freight train scenes in modern railroading.

### CONTENTS:

Lighted F-9 Diesel • 50' Box car • Hopper car • Skid flat with culvert pipe • Caboose • 12 sections of track, to make a 36" circle.

**\$27.00**

Complete with power pack  
No. 7304A — Penn Central  
No. 7304B — Santa Fe Freight

**\$20.00**

Without power pack  
No. 7204A — Penn Central  
No. 7204B — Santa Fe Freight



36" CIRCLE



## THE INTER-CITY

Sleek, smooth, streamlined. That's what you'll say about this gleaming passenger set with its lighted F-9 diesel and 3 lighted, streamline passenger cars.

### CONTENTS:

Lighted F-9 diesel • Lighted combine car • Lighted passenger car • Lighted observation car • 12 sections of track, to make a 36" circle.

**\$35.00**

Complete with power pack  
No. 7310A — Penn Central  
No. 7310B — Burlington

**\$28.00**

Without power pack  
No. 7210A — Penn Central  
No. 7210B — Burlington



36" CIRCLE





## THE SHIFTER FREIGHT

For those who feel that the real spirit of railroading belongs to the steam loco era, this lighted 0-4-0 Shifter loco, with its slope-back tender, will have special appeal. Complete with 5 cars. And, for the first time in a popularly priced set, all the fun and action of uncoupling by remote control!

### CONTENTS:


0-4-0 Shifter loco and tender with operating headlight  
• Refrigerator car • Cable reel car • Hopper car • Log transport car  
• Caboose • 14 sections of track, with rerailer, and uncoupling sections, to make a 45" x 36" oval.

**\$33.00**

Complete with power pack  
No. 7308 — Santa Fe

**\$26.00**

Without power pack  
No. 7208 — Santa Fe



45" x 36" OVAL WITH  
REMOTE UNCOPPLING



## THE TWIN DIESEL FREIGHT

Take the popular F-9 diesel "A" unit with operating headlight, and a matching unpowered diesel "A" unit, and add to them five authentic freight cars. Plus, remote control uncoupling for real railroading fun.

### CONTENTS:


Lighted F-9 Diesel "A" and F-9 dummy "A" • Stock car • Pulpwood car  
• 50' Box car • Flat car with tractors • Caboose • 14 sections of track, with rerailer and uncoupling sections, for 36" x 45" oval.

**\$35.00**



Complete with power pack  
No. 7312A — Penn Central  
No. 7312B — Santa Fe

**\$28.00**

Without power pack  
No. 7212A — Penn Central  
No. 7212B — Santa Fe



45" x 36" OVAL WITH  
REMOTE UNCOPPLING



## THE SUPER OVER & UNDER

Giant 103 piece set for real railroading action!

A brawny, lighted GP-20 diesel makes easy work of climbing the grade of this big over-and-under "figure 8" layout. Set includes 33 piece bridge and trestle set, 24 decorated signs and poles, five authentic freight cars, and remote control uncoupling.

### CONTENTS:

Lighted GP-20 diesel • Flat car with tractors • 50' Box car  
• Gondola with culvert pipe • Autoloader with 6 autos  
• Caboose • 24 signs and poles • 33 piece bridge and trestle set  
• 28 sections of track, including rerailer and uncoupling sections, for a 40" x 96" "figure 8" track layout.

**\$40.00**



Complete with power pack  
No. 7315 — Burlington

**\$33.00**

Without power pack  
No. 7215 — Burlington



33 Pc. Bridge & Trestle Set



Big 40" x 96" Over & Under  
Track Layout with trestles, bridge,  
signs and poles



## THE GOLDEN WEST

Here is the kind of train that carried great waves of newcomers to the West. Headed by the husky, lighted "10 wheeler" locomotive and tender, it's a piece of history in miniature perfection.

### CONTENTS:


- 4-6-0 Rogers locomotive and tender with operating headlight
- 1890 passenger-baggage combine. • 2 — 1890 passenger coach cars
- 14 sections of track, with rerailer, to make a 45" x 36" oval.

**\$40.00**


Complete with power pack  
No. 7319 — A.T. & S.F.

**\$33.00**

Without power pack  
No. 7219 — A.T. & S.F.



45" x 36" OVAL



## THE DIXIE BELLE

A welcome sight to the settlers, and a great force in helping the growth of the West, was the famous Dixie Belle. Here is a perfect replica of the coal-burning loco, and five freight cars of that period.

### CONTENTS:


- 4-6-0 Dixie Belle locomotive and tender, with operating headlight
- Box car • Platform car • Water car • Horse car • Combine car
- 14 sections of track, with rerailer, to make a 45" x 36" oval.

**\$43.00**


Complete with power pack  
No. 7320 — W & A

**\$36.00**

Without power pack  
No. 7220 — W & A



45" x 36" OVAL



## THE SUPER CHIEF

It's a streamlined beauty that says "speed" even when stopped. Following the double F-9 Diesel, are 4 gleaming silver passenger cars, all lighted for maximum realism. With surrounding lights lowered, its beaming engine headlight and lighted cars make it a sight to behold.

### CONTENTS:


- Lighted F-9 diesel "A" unit • Non-powered F-9 "B" unit • Lighted baggage combine • 2 Lighted passenger cars • Lighted observation car.
- 14 sections of track, with rerailer, to make a 45" x 36" oval.

**\$43.00**


Complete with power pack  
No. 7325 — Santa Fe

**\$36.00**

Without power pack  
No. 7225 — Santa Fe



45" x 36" OVAL



## THE PACIFIC FREIGHT

A big freight set, with remote control uncoupling. The powerful, lighted "Pacific" loco and tender, pulls a long string of freight cars. A set that any model railroader would be proud to own.

### CONTENTS:


- Lighted 4-6-2 Pacific loco and tender • Pulpwood car • 50' Box car • Hopper car • Log transport car • Flat car with tractors • Caboose
- 14 sections of track, including rerailer, and uncoupling sections, to make a 45" x 36" oval.

**\$45.00**


Complete with power pack  
No. 7327 — Union Pacific

**\$38.00**

Without power pack  
No. 7227 — Union Pacific



45" x 36" OVAL WITH  
REMOTE UNCOUPLING





## THE ROYAL BLUE

With its lighted blue "Pacific" loco and tender, this is a replica of the famous train that carried passengers to and from our nation's capitol. Track makes big 45" x 36" oval.

### CONTENTS:



Lighted 4-6-2 Pacific loco and tender • Lighted baggage combine • 2 Lighted passenger cars • Lighted observation car • 14 sections of track, with rerailer, to make a 45" x 36" oval.

**\$54.00**

Complete with power pack  
No. 7331 — Baltimore and Ohio

**\$47.00**

Without power pack  
No. 7231 — Baltimore and Ohio



## THE ALCO SUPER ACTION FREIGHT

Here's a really long train, in a set that's loaded with fun and action. Leading the string of nine freight cars is the powerful, lighted Alco diesel loco. Included is a remote control log dump car set, a 45" x 45" double oval track, with two manual switches and remote control uncoupling.

### CONTENTS:



Lighted Alco 430 Diesel • Refrigerator car • Pulpwood car • 50' Box car • Hopper car • Piggyback flat car with 2 trailers, truck cab and truck terminal • Autoloader car with 6 autos • Flat car with tractors • Remote control log dump set • Caboose • 19 sections of track, including rerailer and uncoupling sections, to make a 45" x 45" double oval, with 2 manual switches.

**\$54.00**

Complete with power pack  
No. 7329 — Santa Fe

**\$47.00**

Without power pack  
No. 7229 — Santa Fe



Giant 45" x 45" Double Oval  
Track Layout, or makes many other  
variations. Includes 2 Switches.



Dump Logs by Remote Control



Piggyback Set & Truck Terminal





## THE RAILROAD EMPIRE

The longest, the finest, the most action-packed train set in model railroading. Featuring the powerful Mikado and tender, with operating headlight, and ten freight cars. Includes the remote control freight unloading box car, the remote control freight unloading depot with flat car and pipe load, and an operating crossing gate. And there's a big 54" x 45" double oval of track, including reloader and uncoupling sections, with 2 manual switches.

### CONTENTS:



Lighted 2-8-2 Mikado locomotive and tender • Pulpwood car • Cable reel car • 50' Box car • Hopper car • Piggyback flat car with 2 trailers, truck cab, and truck terminal • Autoloader with 6 autos • Log transport car • Remote control freight unloading box car set • Remote control freight unloading depot set, with flat car and pipe load • Caboose • Operating crossing gate • 21 sections of track, including reloader and uncoupling sections, to make a 54" x 45" double oval • 2 manual switches.

**\$78.00**

Complete with power pack  
No. 7333 — Pennsylvania

**\$71.00**

Without power pack  
No. 7233 — Pennsylvania




Remote Control Unloading Box Car



Remote Control Freight Unloading Depot



Operating Crossing Gate




Piggyback Set & Truck Terminal







## STEAM LOCOMOTIVES (ALL WITH OPERATING HEADLIGHT)



No. 212 — PACIFIC & TENDER, 4-6-2 \$28.00  
No. 208 — MIKADO & TENDER, 2-8-2 \$30.00




No. 234 — PRAIRIE & TENDER, 2-6-2 \$22.00  
No. 238 — SHIFTER & TENDER, 0-4-0 \$16.00  
No. 237 — BOOSTER, 0-4-0 \$12.00



No. 242 — DIXIE BELLE, 4-6-0 \$20.00  
No. 233 — 1890 LOCO & TENDER, 4-6-0 \$20.00

## STEAM LOCOMOTIVE KITS


- NO. 7701  
Booster, 0-4-0 \$10.00
- NO. 7702  
Little Six, 0-6-0 \$11.00
- NO. 7703  
Shifter & Tender, 0-4-0 \$12.00
- NO. 7704  
Big Six & Tender, 0-6-0 \$13.00
- NO. 7705  
General & Tender, 4-4-0 \$15.00
- NO. 7706  
1890 Loco & Tender, 4-6-0 \$15.00
- NO. 7707  
Prairie Loco & Tender, 2-6-2 \$16.00
- NO. 7708  
Pacific & Tender, 4-6-2 \$17.00
- NO. 7709  
Mikado & Tender, 2-8-2 \$18.00




## DIESEL LOCOMOTIVES AND TROLLEY (ALL WITH OPERATING HEADLIGHT)



No. 240 — TWIN F-9 ("A" with Dummy "B") \$16.00



No. 235 — ALCO CENTURY \$16.00  
No. 228 — GP-20 \$14.00

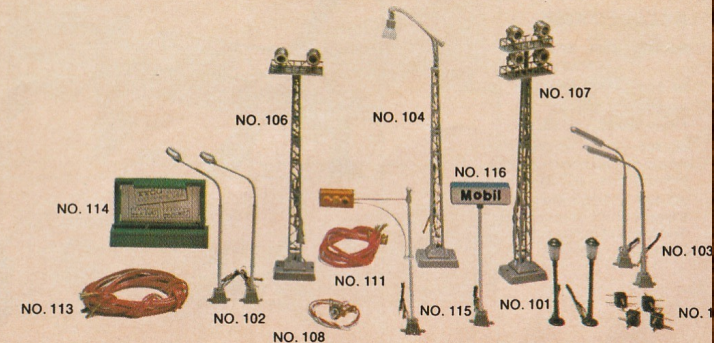


No. 241 — DIESEL SWITCHER \$10.00  
No. 214 — TROLLEY \$9.00

No. 230 — F-9 "B" DUMMY \$4.00  
No. 224 — F-9 "A" POWERED \$12.00  
No. 225 — F-9 "A" DUMMY \$4.00

## LIGHTED ACCESSORIES

- NO. 101 — Boulevard Lights (2) \$1.80
- NO. 102 — Mercury Streetlights (2) \$1.80
- NO. 103 — Fluorescent Streetlights (2) \$1.80
- NO. 104 — Yard Spotlight Tower \$2.00
- NO. 105 — Blinking Microwave Tower \$2.00
- NO. 106 — Floodlight Tower (2 light) \$2.00
- NO. 107 — Floodlight Tower (4 light) \$2.80
- NO. 108 — Lighting Accessory Kit \$.80
- NO. 109 — Connector Plugs (4) for Simplex Wiring \$.80
- NO. 111 — 24" Extension Cord (3) for Simplex Wiring \$.80
- NO. 113 — 48" Power Cord (2) for Simplex Wiring \$.80
- NO. 114 — Blinking Billboard \$1.80
- NO. 115 — Blinking Traffic Light \$2.00
- NO. 116 — Lighted Sign — Mobil \$1.20





## GENERAL FREIGHT CARS



No. 327 — CABOOSE \$3.50  
No. 315 — TANK CAR \$2.80  
No. 324 — CHEMICAL CAR \$3.00


No. 329 — REFRIGERATOR CAR \$2.50  
No. 311 — BOX CAR \$2.50  
No. 312 — STOCK CAR \$2.50

## GENERAL FREIGHT CARS



No. 342 — SKID FLAT CAR W/PIPE LOAD \$2.50  
No. 338 — GRAVEL GONDOLA CAR \$2.50  
No. 341 — GONDOLA CAR W/PIPE LOAD \$2.50


No. 337 — COVERED GONDOLA CAR \$2.50  
No. 344 — HOPPER CAR \$2.50  
No. 339 — BOX CAR — 50' PLUG DOOR \$3.00



No. 335 — CABLE REEL CAR \$3.00  
No. 330 — OPERATING HOPPER CAR \$3.00


No. 336 — CEMENT HOPPER CAR \$3.00  
No. 332 — SUGAR HOPPER CAR \$3.00  
No. 334 — PULPWOOD CAR \$3.00

## STREAMLINE PASSENGER CARS (ALL LIGHTED)



No. 522 — OBSERVATION \$6.00  
No. 521 — COACH \$5.00  
No. 520 — COMBINE \$5.00

## OLD-TIME CARS




No. 317 — 1860 BOX CAR \$4.00  
No. 322 — 1860 WATER CAR \$4.00  
No. 323 — 1860 HORSE CAR \$4.00

No. 524 — 1890 COMBINE \$4.00  
No. 523 — 1890 PASSENGER COACH \$4.00

## ACCESSORIES

No. 909 — 33 PC. BRIDGE & TRESTLE SET \$3.50  
No. 843 — 47 PC. PIER SET \$5.00  
NO. 899 — TYCO-PAK 1 Amp, AC-DC \$8.00  
NO. 897 — TYCO MASTER-PAK 2 Amp, AC-DC; on-off switch; overload light \$17.00  
NO. 898 — TYCO DUAL-PAK 2 Amp, AC-DC; on-off switch; dual overload lights; master power light \$20.00




NO. 899

NO. 897

NO. 898

## ACCESSORIES

No. 123 — 6 AUTOS \$1.50  
No. 124 — TRACTOR AND TRAILER TRUCK \$1.00  
No. 999 — RP25 DELRIN FREIGHT TRUCKS (carded) pair \$8.00  
No. 121 — SET OF 12 DECORATED TELEPHONE POLES \$1.00  
No. 924 — DECORATED TUNNEL \$2.00  
No. 122 — SET OF 12 TRACKSIDE SIGNS \$1.00



No. 123

No. 124

No. 999

No. 121

No. 924


No. 122



## ACTION CARS




No. 930 — REMOTE CONTROL UNLOADING BOX CAR, Complete with Operating Track, Push-button Controller **\$9.00**




No. 925 — REMOTE CONTROL ORE DUMP CAR SET, Complete with Operating Track, Push-button Controller **\$9.00**




No. 348 — PIGGYBACK FLAT CAR SET, Complete with Trailers, Truck Cab, and Truck Terminal **\$5.00**



No. 926 — REMOTE CONTROL LOG DUMP CAR SET, Complete with Operating Track, Push-button Controller **\$9.00**




No. 349 — AUTOLOADER with 6 Autos **\$4.50**



No. 347 — OPERATING FLOODLIGHT CAR **\$5.00**

## ACTION ACCESSORIES




No. 908 — OPERATING CROSSING GATE **\$6.00**




No. 931 — REMOTE CONTROL FREIGHT UNLOADING DEPOT, Complete with Flat Car and Pipe Load **\$8.00**




No. 862 — COAL UNLOADING TRESTLE SET, Complete with Hopper Car and Coal Load **\$7.00**



No. 906 — LIGHTED FREIGHT STATION **\$6.00**




No. 928 — OPERATING SIGNAL MAN with Lighted Shanty **\$8.00**



No. 923 — REMOTE CONTROL UNCOUPLING TRACK, Complete with Push-button Controller **\$3.00**



# BUILD YOUR OWN RAILROAD EMPIRE — WITH TYCO TRACK, SWITCHES, AND ACTION ACCESSORIES



LAYOUT	1	2	3	4	5	6	7	8
WIDTH	4'-10"	4'-10"	3'-4"	4'-1"	4'-1"	4'-10"	5'-7"	4'-10"
LENGTH	5'-6"	8'-9"	9'-2"	4'-10"	6'-5"	6'-4"	7'-1"	5'-0"
STRAIGHTS	13	34	16	7	13	16	22	10
CURVES	18	17	18	16	11	20	26	18
SWITCHES	2	8	2	2	6	4	4	4

For more fun and railroading action, you can replace some of the straight track shown in these diagrams with Tyco's No. 923 remote control uncoupling track sections, and with Tyco's many action cars and accessories, shown on pages 14 and 15.



## IT'S EASY TO EXPAND YOUR LAYOUT WITH TYCO TRACK AND SWITCHES

NO. 917 — Straight Track — 9" (4) **\$1.00**  
 NO. 918 — Curve Track — 18" Radius (4) **\$1.00**  
 NO. 919 — Rerailer **\$ .60**  
 NO. 920 — Curve Track — 22" Radius (4) **\$1.00**  
 NO. 921 — Portable Uncoupling Ramp **\$ .70**  
 NO. 922 — Manual Switch — L.H. **\$3.00**  
 NO. 923 — Manual Switch — R.H. **\$3.00**  
 NO. 924 — Switch Machine to Convert No. 922 or No. 923 Manual Switch to Electric **\$2.00**  
 NO. 925 — Lighted Switch Controller **\$2.00**  
 NO. 15628 — 3' Flexible Track **\$ .75**  
 NO. 914 — Bumper Track (2) **\$1.00**  
 NO. 915 — 90° Track Crossing **\$2.50**  
 NO. 916 — Curve Track — 15" Radius (4) **\$1.00**  
 NO. 917 — Straight Track — 9" (4) **\$1.00**  
 NO. 918 — Curve Track — 18" Radius (4) **\$1.00**  
 NO. 919 — Rerailer **\$ .60**  
 NO. 920 — Curve Track — 22" Radius (4) **\$1.00**  
 NO. 921 — Portable Uncoupling Ramp **\$ .70**  
 NO. 922 — Manual Switch — L.H. **\$3.00**  
 NO. 923 — Manual Switch — R.H. **\$3.00**  
 NO. 924 — Switch Machine to Convert No. 922 or No. 923 Manual Switch to Electric **\$2.00**  
 NO. 925 — Lighted Switch Controller **\$2.00**  
 NO. 15628 — 3' Flexible Track **\$ .75**

### NEW! TYCO-MATIC REMOTE CONTROL ELECTRIC SWITCHES WITH THESE 8 EXCLUSIVE FEATURES!

1. Non-Derailing Positive Throw — Snaps full right or left
2. Automatic Blocking — Enables 2 train operation
3. Operating Semaphore — Instant recognition
4. Dual Circuitry — Does not depend on points to carry current
5. Hand Decorated — Scenic realism
6. Automatic Current Cutoff — Prevents burnouts
7. Color-coded Snap-in Wiring — No screws required — Pre-wired to controller; Snaps into track
8. Lighted Schematic Controller — Green indicates right-of-way; red indicates blocking

Tyco's new manual switches, No. 952 and 953, can be converted to Tyco-matic at any time, by adding switch machine and controller.