

TYCO


HO Scale Electric Trains


and Accessories



Tycopro Racing System

1972-73






The Switcher Freight

This husky, lighted diesel switcher, plus three authentic scale freight cars, makes a perfect starter set.

CONTENTS:

Diesel switcher with operating headlight • Gondola with culvert pipe load • Refrigerator car • Caboose • 12 sections of track, to make a 36" circle • 1 amp power pack, U.L. listed.

No. 7300—The Switcher Freight—Santa Fe




The Booster Special

In the days when steam was king, the all-time favorite "work horse" was the 0-4-0 saddle tank loco, popularly known as the Booster. Teamed up with three freight cars, it makes a perfect starter set.

CONTENTS:

0-4-0 Booster locomotive with operating headlight • Flat car with tractor load • Refrigerator car • Caboose • 12 sections of track, to make a 36" circle • 1 amp power pack, U.L. listed.

No. 7301—The Booster Special—New York Central
Also available without power pack
No. 7201—New York Central




The Diesel Flyer

This four car set, with its lighted F-9 diesel, duplicates in miniature one of the most familiar freight train scenes in modern railroading.

CONTENTS:

Lighted F-9 Diesel • 50' Box car • Hopper car • Skid flat with culvert pipe • Caboose • 12 sections of track, to make a 36" circle • 1 amp power pack, U.L. listed.

No. 7304A—The Diesel Flyer—Penn Central
No. 7304B—The Diesel Flyer—Santa Fe Freight
Also available without power pack
No. 7204A—Penn Central
No. 7204B—Santa Fe Freight





The Inter-City

Amtrak—the new national passenger service. Here's a sleek, smooth set with a lighted F-9 diesel, and 3 lighted streamline passenger cars.

CONTENTS:

Lighted F-9 diesel • Lighted combine car • Lighted passenger car • Lighted observation car • 12 sections of track, to make a 36" circle • 1 amp power pack, U.L. listed.

No. 7310D—The Inter-City—Amtrak
Also available without power pack
No. 7210D—Amtrak



The Shifter Freight


For those who feel that the real spirit of railroading belongs to the steam loco era, this lighted 0-4-0 Shifter loco, with its slope-back tender, will have special appeal. Complete with 5 cars.

CONTENTS:

0-4-0 Shifter loco and tender with operating headlight
• Refrigerator car • Cable reel car • Hopper car • Log transport car
• Caboose • 14 sections of track, to make a 36" x 45" oval • 1 amp power pack, U.L. listed.

No. 7308 — The Shifter Freight — Santa Fe

Also available without power pack
No. 7208 — Santa Fe



The Long Hauler

There's a world of play in this long 9-unit train! It's headed by the low-profile GP-20 lighted diesel, followed by 8 freight cars, including the new operating crane car, with 3-way action: the cab swivels 360°, the boom raises and lowers, and the hoist moves up and down.

CONTENTS:

Lighted GP-20 diesel • 50' Box car • Sealand container car • Truck carrier car • Billboard refrigerator car • Cable reel car • Operating crane car • Boom tender • Caboose • 14 sections of track, with rerailer, to make a 36" x 45" oval • 1 amp power pack, U.L. listed.

No. 7314 — The Long Hauler — Union Pacific



The Over & Under

Big 72-piece set provides over-and-under railroading action on the "figure 8" track layout. This 6-unit train is headed by the popular F-9 diesel, with an operating headlight.

CONTENTS:


Lighted F-9 diesel • 50' Box car • Gondola with pipe load • Hopper car • Flat car with tractors • Caboose • 33-piece Bridge and trestle set • 26 sections of track, including rerailer, to make a 40" x 87" "figure 8" layout • 1 amp power pack, U.L. listed.


No. 7311 — The Over & Under — Santa Fe

33 piece Bridge & Trestle Set



Big 40" x 87" Over & Under Track Layout.





The Twin Diesel Freight

Take the popular F-9 diesel "A" unit with operating headlight and a matching unpowered diesel "A" unit, and add to them five authentic freight cars. That's a great recipe for real railroading fun.

CONTENTS:
 Lighted F-9 diesel "A" and F-9 dummy "A" • Billboard refrigerator car • Pulpwood car • 50' Box car • Flat car with tractors • Caboose • 14 sections of track, for 36" x 45" oval • 1 amp power pack, U.L. listed.

No. 7312A — The Twin Diesel Freight — Penn Central
No. 7312B — The Twin Diesel Freight — Santa Fe




The Super Over & Under

Giant 103-piece set for real railroading action! A brawny, lighted GP-20 diesel makes easy work of climbing the grade of this big over-and-under "figure 8" layout. Set includes 33-piece bridge and trestle set, 24 decorated signs and poles, five authentic freight cars, and remote control uncoupling.


CONTENTS:
 Lighted GP-20 diesel • Flat car with tractors • 50' Box car • Gondola with culvert pipe • Autoloader with 6 autos • Caboose • 24 signs and poles • 33-piece bridge and trestle set • 28 sections of track, including rerailer and uncoupling sections, for a 40" x 96" "figure 8" layout • 1 amp power pack, U.L. listed.

No. 7315 — The Super Over & Under — Burlington
 Also available without power pack
 No. 7215 — Burlington

SET INCLUDES EVERYTHING SHOWN HERE!
 103 piece Super Over & Under Set





Big 40" x 96" track layout with trestles, bridge, signs and poles, and remote control uncoupling.



Over & Under Action







The Golden West

Here is the kind of train that carried great waves of newcomers to the West. Headed by the husky, lighted "10 wheeler" locomotive and tender, it's a piece of history in miniature perfection.

CONTENTS:

4-6-0 Rogers locomotive and tender with operating headlight
• 1890 passenger-baggage combine • 2-1890 passenger coach cars • 14 sections of track, with rerailer, to make a 36"x 45" oval
• 1 amp power pack, U.L. listed.

No. 7319—The Golden West—A.T. & S.F.



The Dixie Belle

A welcome sight to the settlers, and a great force in helping the growth of the West, was the famous Dixie Belle. Here is a perfect replica of the coal-burning loco, and five freight cars of that period.

CONTENTS:

4-6-0 Dixie Belle locomotive and tender, with operating headlight
• Box car • Platform car • Water car • Horse car • Combine car
• 14 sections of track, with rerailer, to make a 36"x 45" oval • 1 amp power pack, U.L. listed.

No. 7320—The Dixie Belle—W & A

Also available without power pack
No. 7220—W & A



The Shifter Action Freight

The popular Shifter steam loco and tender, with operating headlight, pulls a string of freight cars, including the new operating crane car with 3-way action: the cab swivels 360°, the boom raises and lowers, and the hoist moves up and down. Action layout has an operating crossing gate that automatically lowers as the train approaches, and raises as it passes; plus a 17-piece bridge and trestle set.

CONTENTS:

Lighted Shifter loco and tender • 50' Box car • Hopper car • Billboard refrigerator car • Operating crane car • Boom tender • Caboose • Operating crossing gate • 17-piece bridge and trestle set • 14 sections of track, to make a 36"x 45" oval • 1 amp power pack, U.L. listed.


No. 7326—The Shifter Action Freight—Santa Fe

17-piece bridge and trestle set.



Crossing gate lowers as train approaches, raises after it passes.





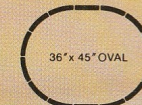


The Super Chief

It's a streamlined beauty that says "speed" even when stopped. Following the double F-9 Diesel are 4 gleaming silver passenger cars, all lighted for maximum realism. With surrounding lights lowered, its beaming engine headlight and lighted cars make it a sight to behold.

CONTENTS:

Lighted F-9 diesel "A" unit • Non-powered F-9 "B" unit • Lighted baggage combine • 2 Lighted passenger cars • Lighted observation car • 14 sections of track, with rerailer, to make a 36" x 45" oval • 1 amp power pack, U.L. listed.

No. 7325 — The Super Chief — Santa Fe



The Pacific Freight



A big freight set, with the powerful lighted "Pacific" loco and tender, pulling a long string of freight cars. A set that any model railroader would be proud to own.

CONTENTS:

Lighted 4-6-2 Pacific loco and tender • Pulpwood car • 50' Box car • Hopper car • Log transport car • Flat car with tractors • Caboose • 14 sections of track, including rerailer, to make a 36" x 45" oval • 1 amp power pack, U.L. listed.

No. 7327 — The Pacific Freight — Union Pacific

Also available without power pack
No. 7227 — Union Pacific



The Alco Super Action Freight

Here's a really long train, in a set that's loaded with fun and action. Leading the string of nine freight cars is the powerful, lighted Alco diesel loco. Included is a remote control log dump car set, a 45" x 45" double oval track, with two manual switches and remote control uncoupling.

CONTENTS:

Lighted Alco 430 Diesel • Refrigerator car • Pulpwood car • 50' Box car • Hopper car • Piggyback flat car, with 2 trailers, truck cab and truck terminal • Autoloader car with 6 autos • Flat car with tractors • Remote control log dump set • Caboose • 19 sections of track, including rerailer, and uncoupling sections, to make a 45" x 45" double oval, with 2 manual switches • 1 amp power pack, U.L. listed.

No. 7329 — The Alco Super Action Freight — Santa Fe


Also available without power pack
No. 7229 — Santa Fe

Dumps logs by remote control.



Giant 45" x 45" Double Oval Track Layout, with 2 switches, and remote control uncoupling.






The Royal Blue

With its lighted blue "Pacific" loco and tender, this is a replica of the famous train that carried passengers to and from our nation's capitol. Track makes big 36" x 45" oval.

CONTENTS:

Lighted 4-6-2 Pacific loco and tender • Lighted baggage combine • 2 Lighted passenger cars • Lighted observation car • 14 sections of track, with rerailer, to make a 36" x 45" oval • 1 amp power pack, U.L. listed.

No. 7331—The Royal Blue—Baltimore & Ohio



The Railroad Empire


The longest, the finest, the most action-packed train set in model railroading. Featuring the powerful Mikado and tender, with operating headlight, and ten freight cars. Includes the remote control freight unloading box car, the remote control freight unloading depot with flat car and pipe load, and an operating crossing gate. And there's a big 45" x 54" double oval of track, including rerailer and uncoupling sections, with 2 manual switches.

CONTENTS:

Lighted 2-8-2 Mikado locomotive and tender • Pulpwood car • Cable reel car • 50' Box car • Hopper car • Piggyback flat car with 2 trailers, truck cab, and truck terminal • Autoloader with 6 autos • Log transport car • Remote control freight unloading box car set • Remote control freight unloading depot set, with flat car and pipe load • Caboose • Operating crossing gate • 21 sections of track, including rerailer and uncoupling stations, to make a 45" x 54" double oval • 2 manual switches • 1 amp power pack, U.L. listed.

No. 7333—The Railroad Empire—Pennsylvania

Giant 45" x 54" Double Oval Track Layout.
Includes 2 switches and remote control uncoupling.



Freight unloading depot, operates by remote control.




Crossing gate raises and lowers automatically.




Box Car unloads crates by remote control.



Action Cars



No. 932—CRANE CAR WITH BOOM TENDER SET. Crane car has 3-way action! The cab swivels a full 360°; the boom raises and lowers; the hoist can be cranked up or down. Two car set, includes realistic boom tender. **\$8.00**



Operating Crane Car with 3-way action



No. 930—UNLOADING BOX CAR. Unloads crates by remote control. Complete with operating car and track, crates, receiving bin and push-button controller. **\$9.00**




No. 926—LOG DUMP CAR SET. Unloads logs by remote control. Complete with operating car and track, receiving bin, logs, and push-button controller. **\$9.00**




No. 925—ORE DUMP CAR SET. Unloads ore by remote control. Complete with operating car and track, receiving bin, "ore" supply, and push-button controller. **\$9.00**



No. 348—PIGGYBACK FLAT CAR SET. Flat car with 2 piggyback trailers, truck cab and truck terminal. **\$5.00**



No. 347—OPERATING FLOODLIGHT CAR. Floodlight swivels left and right, up and down. **\$5.00**




No. 349—AUTOLOADER. Double-deck autoloader car, complete with 6 colorful autos. **\$4.50**

Action Accessories



No. 933—PIGGYBACK LOADER & UNLOADER. With 4-way remote control action: fork lift moves up and down; tractor goes forward and reverse. Includes operating tractor with fork lift, and piggyback flat car with 2 trailers. **\$10.00**



Dual Controller for 4-way action by remote control




No. 862—HOPPER CAR UNLOADING SET. No wiring. Includes special track sections, trestle set, coal load receiving bin, and operating hopper car. **\$7.00**




No. 931—FREIGHT UNLOADING DEPOT. Operating tractor moves forward and reverse by remote control, and unloads culvert pipe from flat cars. Includes fully decorated depot, flat car with pipe load, unloading ramp, and push-button controller. **\$8.00**



No. 908—CROSSING GATE. Safety bar drops as train approaches, stays down until last car clears. Fully decorated. **\$6.00**



No. 928—OPERATING SIGNAL MAN. Signal man appears from lighted shanty as train approaches, returns to shanty when last car clears. Fully decorated. **\$8.00**



No. 923—REMOTE CONTROL UNCOUPLING TRACK. Uncouple cars by pressing a button. Complete with push-button controller, and special track section. **\$3.00**

Lighted Buildings

All Fully Decorated And Assembled,
Complete With Figures



No. 941—Church \$7.00




No. 942—Passenger Station \$7.00




No. 943—Service Station \$7.00



No. 906—Freight Station \$6.00



No. 940—Factory \$7.00



No. 945—Colonial House \$7.00



No. 944—Ranch House \$7.00

Diesel Locomotives & Trolley

All With Operating Headlight




No. 240—Twin F-9 ("A" with Dummy "B") \$16.00
No. 228—GP-20 \$14.00



Also available:
No. 225—F-9 "A" Dummy \$4.00
No. 230—F-9 "B" Dummy \$4.00

Steam Locomotives

All With Operating Headlight



No. 234—Prairie & Tender, 2-6-2 \$22.00
No. 212—Pacific & Tender, 4-6-2 \$28.00
No. 208—Mikado & Tender \$30.00




No. 233—1890 Loco & Tender, 4-6-0 \$20.00
No. 242—Dixie Belle, 4-6-0 \$20.00
No. 237—Booster, 0-4-0 \$12.00
No. 238—Shifter & Tender, 0-4-0 \$16.00




No. 7005—Locomotive Display Merchandise

General Freight Cars

No. 312—Stock Car \$2.50
 No. 329—Refrigerator Car \$2.50
 No. 327—Caboose \$3.50
 No. 315—Tank Car \$2.80
 No. 311—Box Car \$2.50
 No. 324—Chemical Car \$3.00



No. 334—Pulpwood Car \$3.00
 No. 336—Cement Hopper Car \$3.00
 No. 335—Cable Reel Car \$3.00
 No. 332—Sugar Hopper Car \$3.00
 No. 330—Operating Hopper Car \$3.00




No. 341—Gondola Car w/Pipe Load \$2.50
 No. 339—Box Car—50' Plug Door \$3.00
 No. 342—Skid Flat Car w/Pipe Load \$2.50
 No. 337—Covered Gondola Car \$2.50
 No. 338—Gravel Gondola Car \$2.50
 No. 344—Hopper Car \$2.50



Old-Time Cars

No. 317—1860 Box Car \$4.00
 No. 524—1890 Combine Car \$4.00
 No. 323—1860 Horse Car \$4.00




No. 523—1890 Passenger Coach \$4.00
 No. 322—1860 Water Car \$4.00

General Freight Cars

No. 354—Piggyback Flat Car \$3.50
 No. 350—Log Transport Car \$3.00
 No. 353—Truck Carrier Flat Car \$3.50
 No. 351—Flat Car w/Tractors \$3.00
 No. 352—Sealand Container Flat Car \$3.50



No. 355—Billboard Reefers \$3.00



No. 356—62' Hi-Cube Box Car \$3.50
 No. 357—62' Triple Dome Tank Car \$3.50
 No. 358—54' Center Flow Hopper \$3.50



Streamline Passenger Cars All Lighted

No. 522—Observation \$6.00
 No. 521—Coach \$5.00
 No. 520—Combine \$5.00



Steam Locomotive Kits


- 7701—Booster, 0-4-0 \$10.00
- 7702—Little Six, 0-6-0 \$11.00
- 7703—Shifter & Tender, 0-4-0 \$12.00
- 7704—Big Six & Tender, 0-6-0 \$13.00
- 7705—General & Tender, 4-4-0 \$15.00
- 7706—1890 Loco & Tender, 4-6-2 \$15.00
- 7707—Prairie Loco & Tender, 2-6-2 \$16.00
- 7708—Pacific & Tender, 4-6-2 \$17.00
- 7709—Mikado & Tender, 2-8-2 \$18.00



No. 7709


Lighted Accessories

- 101—Boulevard Lights (2) \$1.80
- 102—Mercury Streetlights (2) \$1.80
- 103—Fluorescent Streetlights (2) \$1.80
- 104—Yard Spotlight Tower \$2.00
- 105—Blinking Microwave Tower \$2.00
- 106—Floodlight Tower (2 light) \$2.00
- 107—Floodlight Tower (4 light) \$2.80
- 108—Lighting Accessory Kit \$.80
- 109—Connector Plugs (4) for Simplex Wiring \$.80
- 111—24' Extension Cord (3) for Simplex Wiring \$.80
- 113—48' Power Cord (2) for Simplex Wiring \$.80
- 114—Blinking Billboard \$1.80
- 115—Blinking Traffic Light \$2.00
- 116—Lighted Sign—Mobil \$1.20



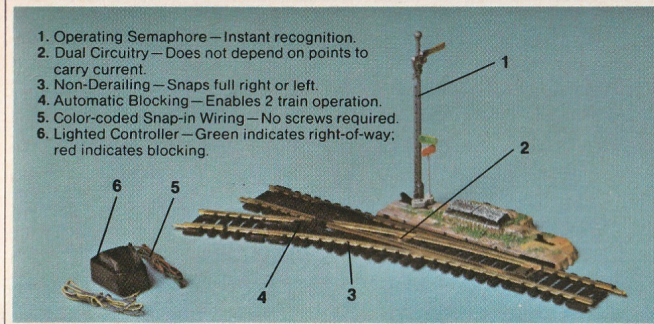
Accessories

- 899—Tyco-Pak, 1 amp, AC-DC \$8.00
- 897—Tyco Master-Pak, 2 amp AC-DC; on-off switch; overload light \$19.00
- 898—Tyco Dual-Pak, 2 amp, AC-DC; on-off switch; dual overload lights; master power light \$22.00
- 909—33 pc. Bridge & Trestle Set \$3.50
- 123—6 Autos \$1.50
- 124—Tractor & Trailer Truck \$1.00
- 999—Delrin Freight Trucks (carded) pair \$.80
- 121—Set of 12 Decorated Telephone Poles \$1.00
- 924—Decorated Tunnel \$2.00
- 122—Set of 12 Trackside Signs \$1.00




Tycomatic Remote Control Switches

- 950—Tyco-Matic Switch—Left Hand with lighted Controller \$6.00
- 951—Tyco-Matic Switch—Right Hand with Lighted Controller \$6.00



Track and Manual Switches

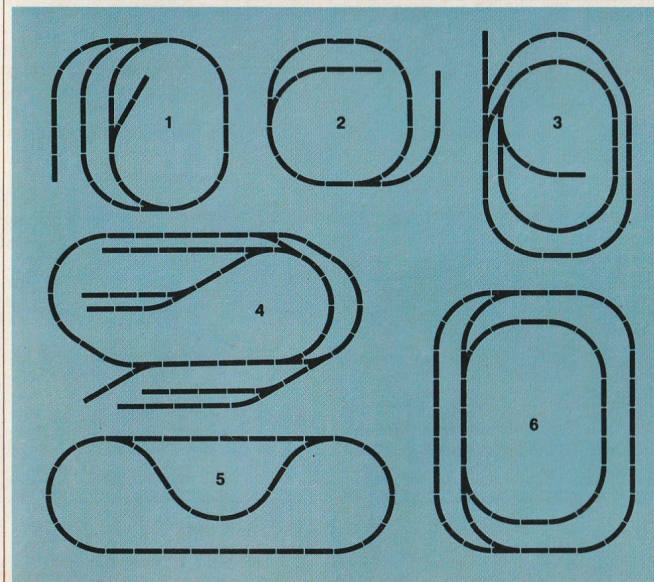
- 914—Bumper Track (2) \$1.00
- 915—90° Track Crossing \$2.50
- 916—Curve Track—15" Radius (4) \$1.00
- 917—Straight Track—9" (4) \$1.00
- 918—Curve Track—18" Radius (4) \$1.00
- 919—Rearrailer \$.60
- 920—Curve Track—22" Radius (4) \$1.00
- 921—Portable Uncoupling Ramp \$.70
- 929—Terminal Track—9" Straight \$.75
- 952—Manual Switch—L.H. \$3.00
- 953—Manual Switch—R.H. \$3.00
- 954—Lighted Bumper Track \$1.50
- 959—Bulbs (2) for Lighted Switch Controller \$1.00
- 15628—3' Flexible Track \$.75



Suggested Track Layouts

It's easy to expand your layout, with Tyco track, switches and action accessories. Here are some interesting track layouts that you can build.

LAYOUT	Width	Length	Straights	Curves	Switches
1	58"	60"	10	18	4
2	49"	58"	7	16	2
3	49"	77"	13	11	6
4	58"	105"	34	17	8
5	40"	110"	16	18	2
6	67"	85"	22	26	4



Super Road & Rail

Two complete sets in one! Run them together or separately. Big 63" x 42" layout gives you 23 feet of triple level racing action, with 2 Tyco Pro racing cars, 4 interchangeable bodies, and 2 racing controllers, plus a long twin diesel train set, including 5 cars, piggyback flat car set with truck terminal, remote control uncoupling, and 24 trackside signs and poles. Complete with road-and-rail crossover section, and 2 electric power packs.



CONTENTS:

Train set:

- 1—Lighted F-9 diesel "A" unit
- 1—Non-powered F-9 diesel "B" unit
- 1—Piggyback flat car, with 2 trailers, truck cab and terminal
- 1—Flat car with 3 tractors
- 1—50' box car
- 1—Hopper car
- 1—Caboose
- 11—18" radius track
- 1—18" radius terminal track
- 1—9" rerailer straight track
- 1—9" remote uncoupling track
- 1—6" straight track
- 1—3" straight track
- 24—Signs and poles
- 1—Power pack, U.L. listed

Racing set:

- 2—TYCOPRO racing cars, with 4 interchangeable car bodies
- 10—9" straight track
- 1—9" terminal track
- 1—6" straight track
- 14—9" radius curve track
- 2—3/4" piers
- 8—2-1/4" piers
- 3—Pier footings
- 16—Crash barrier fence with flags
- 2—Racing controllers
- 1—3" road & rail crossover
- 1—Operating and layout manual
- 1—Power pack, U.L. listed

No. 9000—Super Road & Rail



TYCO INDUSTRIES, INC., WOODBURY HEIGHTS, NEW JERSEY 08097
A CONSOLIDATED FOODS COMPANY • RESPONSIVE TO CONSUMER NEEDS