

# TYCO<sup>®</sup>

HO SCALE  
ELECTRIC TRAINS  
TYCOPRO  
RACING SYSTEM



1974-75



36" CIRCLE


## From the Collection of "Kenneth D. Moore"



36" CIRCLE



36" CIRCLE



40" x 87"  
FIGURE 8

### THE SWITCHER FREIGHT

This husky, lighted diesel switcher, plus three authentic scale freight cars, makes a perfect starter set.

**Contents:** Diesel switcher with operating headlight • Gondola with culvert pipe load • Refrigerator car • Caboose • 12 sections of track, including a curved terminal re-railer, to make a 36" circle • 1 amp power pack, U.L. listed.

**No. 7300—THE SWITCHER FREIGHT—Santa Fe**  
Standard pack: 6 • Carton weight: 24 lbs.  
Package size: 23½" x 15½" x 1½"

### THE DIESEL FLYER

This four car set, with its lighted F-9 diesel, duplicates in miniature one of the most familiar train scenes in modern railroading.

**Contents:** Lighted F-9 Diesel • 50' Box car • Hopper car • Skid flat with culvert pipe • Caboose • 12 sections of track, including a curved terminal re-railer, to make a 36" circle • 1 amp power pack, U.L. listed.

**No. 7304—THE DIESEL FLYER—Santa Fe Freight**  
Standard pack: 6 • Carton weight: 28 lbs.  
Package size: 26½" x 16½" x 1½"

### THE SHIFTER FREIGHT

For those who feel that the real spirit of railroading belongs to the steam loco era, this lighted 0-4-0 Shifter loco, with its slope-back tender, will have special appeal. Complete with 4 cars.

**Contents:** 0-4-0 Shifter loco with operating headlight • Flat car with tractors • 50' Box car • Hopper car • Caboose • 12 sections of track, including a curved terminal re-railer, to make a 36" circle • 1 amp power pack, U.L. listed.

**No. 7307—THE SHIFTER FREIGHT—Santa Fe**  
Standard pack: 6 • Carton weight: 29 lbs.  
Package size: 28½" x 16½" x 1½"

### THE OVER & UNDER

Big 72-piece set provides over-and-under railroading action on the "figure 8" track layout. This 6-unit train is headed by the popular F-9 diesel, with an operating headlight.

**Contents:** Lighted F-9 diesel • 50' Box car • Gondola with pipe load • Hopper car • Flat car with tractors • Caboose • 33-piece Bridge and trestle set • 26 sections of track, including a curved terminal re-railer, to make a 40" x 87" "figure 8" layout • 1 amp power pack, U.L. listed.

**No. 7311—THE OVER & UNDER—Santa Fe**  
Standard pack: 6 • Carton weight: 36 lbs.  
Package size: 26½" x 20½" x 1½"



Big 40" x 87" track layout with 33-piece bridge and trestle set.







## From the Collection of "Kenneth D. Moore"



### THE INTER-CITY

Amtrak—the new national passenger service. A sleek, smooth set with a lighted F-9 diesel and 3 lighted streamline passenger cars.

**Contents:** Lighted F-9 diesel • Lighted combine car • Lighted passenger car • Lighted observation car • 12 sections of track, including a curved terminal rerailer, to make a 36" circle • 1 amp power pack, U.L. listed.

**No. 7310D—THE INTER-CITY**—Amtrak  
Standard pack: 6 • Carton weight: 32 lbs.  
Package size: 26 1/4" x 16 1/2" x 1 1/2"




### THE TWIN DIESEL FREIGHT

Take the popular F-9 diesel "A" unit with operating headlight and a matching non-powered diesel "A" unit, and add to them five authentic freight cars. That's a great recipe for real railroading fun.

**Contents:** Lighted F-9 diesel "A" and F-9 dummy "A" • Billboard refrigerator car • Pulpwood car • 50' Box car • Flat car with tractors • Caboose • 12 sections of track, including a curved terminal rerailer to make a 36" circle • 1 amp power pack, U.L. listed.

**No. 7312—THE TWIN DIESEL FREIGHT**—Santa Fe  
Standard pack: 6 • Carton weight: 35 lbs.  
Package size: 26 1/4" x 20 1/2" x 1 1/2"



17-piece bridge and trestle set.



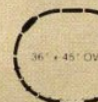

Operating crane car with boom tender.

### THE SHIFTER ACTION FREIGHT

The popular lighted Shifter steam loco and tender pulls a string of freight cars, including the operating crane car. A 17 piece bridge and trestle set adds excitement to this layout.

**Contents:** Lighted Shifter loco and tender • Operating crane car • Boom tender • Hopper car • 62' express refrigerator car • Caboose • 17 piece bridge and trestle set • 14 sections of track, including a curved terminal rerailer, to make a 36" x 45" oval • 1 amp power pack, U.L. listed.

**No. 7328—THE SHIFTER ACTION FREIGHT**—Santa Fe  
Standard pack: 6 • Carton weight: 40 lbs.  
Package size: 28 3/4" x 20-3/16" x 1 1/2"






From the Collection of  
"Kenneth D. Moore"

36" x 45" OVAL



36" x 45" OVAL



Flatcar with 2 piggyback trailers, truck cab and terminal.

40" x 87" FIGURE 8

## THE GOLDEN WEST

Here is the kind of train that carried great waves of newcomers to the West. Headed by the husky, lighted "10 wheeler" locomotive and tender, it's a piece of history in miniature perfection.

**Contents:** 4-6-0 Rogers locomotive and tender with operating headlight • 1890 passenger-baggage combine • 2—1890 passenger coach cars • 14 sections of track, including a curved terminal railer, to make a 36" x 45" oval • 1 amp power pack, U.L. listed.

**No. 7319—THE GOLDEN WEST—A.T.&S.F.**  
Standard pack: 6 • Carton weight: 28 lbs.  
Package size: 23½" x 15½" x 1½"

## THE LONG HAULER

The long Alco 630 diesel provides the power for 7 freight cars. Action is included with the operating crane car, with 3-way action: the cab swivels 360°, the boom raises and lowers, and the hoist can crank up and down.

**Contents:** Lighted Alco 630 diesel • Operating crane car • Boom tender • Covered hopper car • 50' box car • Cable reel car • 62' triple dome tank car • Caboose • 14 sections of track, including curved terminal railer, to make a 36" x 45" oval • 1 amp power pack, U.L. listed.

**No. 7317—THE LONG HAULER—Chessie System**  
Standard pack: 6 • Carton weight: 40 lbs.  
Package size: 28½" x 20-3/16" x 1½"

## THE SPIRIT OF '76

A Tyco Commemorative train of collector quality. Red, white and blue colors dominate this set including an official seal and American flag on the powerful lighted Alco diesel locomotive. Set features a big over-and-under "figure 8" layout. Set includes 33-piece bridge and trestle set, 24 decorated signs and poles, and 6 colorful and authentic freight cars.

**Contents:** Lighted Alco 430 diesel • Piggyback flat car with 2 trailers, truck cab and truck terminal • Autoloader, with 6 autos • Hopper car • 50' box car • Tank car • Caboose • 24 signs and poles • 33-piece bridge and trestle set • 26 sections of track, including a curved terminal railer, to make a 40" x 87" "figure 8" layout • 1 amp power pack, U.L. listed.


**No. 7330—THE SPIRIT OF '76**  
Standard pack: 6 • Carton weight: 50 lbs.  
Package size: 28½" x 20-3/16" x 1½"







## From the Collection of "Kenneth D. Moore"



## THE DIXIE BELLE

A welcome sight to the settlers, and a great force in helping the growth of the West, was the famous Dixie Belle. Here is a perfect replica of the coal-burning loco, and railroad cars of that period.

**Contents:** 4-6-0 Dixie Belle locomotive and tender, with operating headlight • Box car • Water car • Horse car • Combine car • 14 sections of track, including a curved terminal rerailer, to make a 36" x 45" oval • 1 amp power pack, U.L. listed.

**No. 7324—THE DIXIE BELLE—W & A**  
Standard pack: 6 • Carton weight: 29 lbs.  
Package size: 26 1/4" x 16 3/4" x 1 1/2"




## THE SUPER CHIEF


It's a streamlined beauty that says "speed" even when stopped. Following the double F-9 diesel are 4 gleaming silver passenger cars all lighted for maximum realism. With surrounding lights lowered, its beaming engine headlight and lighted cars make it a sight to behold.

**Contents:** Lighted F-9 diesel "A" unit • Non-powered F-9 "B" unit • Lighted baggage combine • 2 Lighted passenger cars • Lighted observation car • 14 sections of track, including a curved terminal rerailer, to make a 36" x 45" oval • 1 amp power pack, U.L. listed.

**No. 7325—THE SUPER CHIEF—Santa Fe**  
Standard pack: 6 • Carton weight: 36 lbs.  
Package size: 26 1/4" x 20 1/2" x 1 1/2"



Manual switch.



Large 54" x 36" oval track layout with spur siding, signs and poles.




Crossing gate raises and lowers automatically.

## THE PACIFIC ACTION FREIGHT

A big freight set, with the powerful lighted "Pacific" loco and tender, pulling a long string of freight cars. Set layout features a manual switch to a spur siding and operating crossing gate for real railroading action.

**Contents:** Lighted 4-6-2 Pacific loco and tender • Hopper car • Billboard refrigerator car • 62" triple dome tank car • Covered hopper car • Piggyback flat car with 2 trailers • Caboose • Operating crossing gate • 24 signs and poles • 1 manual switch • 14-18" radius track, including a curved terminal rerailer • 2—9" straight track, bumper section to make a 36" x 54" oval with spur siding • 1 amp power pack, U.L. listed.

**No. 7332—THE PACIFIC ACTION FREIGHT—Union Pacific**  
Standard pack: 6 • Carton weight: 45 lbs.  
Package size: 28 3/4" x 20-3/16" x 1 1/2"








Flatcar with 2 piggyback trailers, truck cab and terminal.



Crossing gate raises and lowers automatically.



Freight unloading depot, operates by remote control.



Dump logs by remote control.



Giant 45" x 45" double oval track layout, including 2 switches.

## THE ALCO SUPER ACTION FREIGHT

A deluxe freight set headed by a large lighted Alco 630 diesel loco hauling 9 colorful freight cars courses a giant 45" x 45" double oval track layout. Set includes 2 manual switches, operating crossing gate, and 24 decorated signs and poles. Two exciting remote control features include the freight handling depot and log dump set.

**Contents:** Lighted Alco 630 diesel loco • Tank car • Billboard refrigerator car • Pulpwood car • Remote control log dump set • Piggyback flat car with 2 trailers, truck cabs, and truck terminals • Remote control freight unloading depot with operating tractor • Flat car with pipe load • Hopper car • 62' express reefer • Caboose • Operating crossing gate • 24 signs and poles • 19 sections of track including a curved terminal rerailer to make a 45" x 45" double oval with 2 manual switches • 1 amp power pack, U.L. listed.


**No. 7336—THE ALCO SUPER ACTION FREIGHT**  
Illinois Central Gulf  
Standard pack: 3 • Carton weight: 34 lbs.  
Package size: 28 3/4" x 20-3/16" x 3-3/16"



## From the Collection of "Kenneth D. Moore"



Freight unloading depot operates by remote control.



Box car unloads crates by remote control.



Crossing gate raises and lowers automatically.



Flatcar with 2 piggyback trailers, truck cab and terminal.




Giant 45" x 54" double oval track layout, includes 2 electric switches.

## THE RAILROAD EMPIRE

Tyco's finest train set for a model railroading empire. A giant 45" x 54" double oval layout with action accessories, 2 electric switches and featuring the powerful lighted Mikado and tender hauling 9 freight cars.

**Contents:** Lighted 2-8-2 Mikado loco and tender • Refrigerator car • 55' center flow hopper car • Hopper car • Piggyback flat car with 2 trailers, truck cab, truck terminal • Operating crane car • Boom tender • Remote control freight unloading box car set • Remote control freight unloading depot with operating tractor, flat car with pipe load • Caboose • Operating crossing gate • 24 signs and poles • 21 sections of track including a curved terminal rerailer to make a 45" x 54" double oval • 2 electric switches • 1 amp power pack, U.L. listed.

**No. 7337—THE RAILROAD EMPIRE—Pennsylvania**  
Standard pack: 3 • Carton weight: 36 lbs.  
Package size: 28 3/4" x 20-3/16" x 3-3/16"





## ACTION CARS



No. 930—UNLOADING BOX CAR. Unloads crates by remote control. Complete with operating car and track, crates, receiving bin and push-button controller. \$9.00




No. 925—ORE DUMP CAR SET. Unloads ore by remote control. Complete with operating car and track, receiving bin, "ore" supply and push-button controller. \$9.00




No. 926—LOG DUMP CAR SET. Unloads logs by remote control. Complete with operating car and track, receiving bin, logs, and push-button controller. \$9.00



No. 348—PIGGYBACK FLAT CAR SET. Flat car with 2 piggyback trailers, truck cab and truck terminal. \$5.00



No. 349—AUTOLOADER. Double-deck autoloader car, complete with 6 colorful autos. \$5.00



No. 932—CRANE CAR WITH BOOM TENDER SET. Crane car has 3-way action! The cab swivels a full 360°; the boom raises and lowers; the hoist can be cranked up or down. Two car set, includes realistic boom tender. \$8.00


## ACTION ACCESSORIES




No. 928—OPERATING SIGNAL MAN. Signal man appears from lighted shanty as train approaches, returns to shanty when last car clears. Fully decorated. \$9.00



No. 931—FREIGHT UNLOADING DEPOT. Operating tractor moves forward and reverse by remote control, and unloads culvert pipe from flat cars. Includes fully decorated depot, flat car with pipe load, unloading ramp, and push-button controller. \$9.00



No. 923—REMOTE CONTROL UNCOUPLING TRACK. Uncouple cars by pressing a button. Complete with push-button controller, and special track section. \$3.00



No. 862—HOPPER CAR UNLOADING SET. No wiring. Includes special track sections, trestle set, coal load, bin, and operating hopper car. \$8.00




No. 908—CROSSING GATE. Safety bar drops as train approaches, stays down until last car clears. Fully decorated. \$7.00

From the Collection of  
"Kenneth D. Moore"





No. 906—Freight station  
\$7.00



No. 940—Factory  
\$8.00



No. 942—Passenger station  
\$8.00



No. 944—Ranch house  
\$8.00




No. 945—Colonial house  
\$8.00

## LIGHTED BUILDINGS

All fully decorated and assembled,  
complete with figures

### From the Collection of "Kenneth D. Moore"



No. 941—Church \$8.00

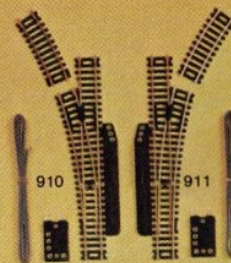


No. 943—Service station \$8.00

## SWITCHES

No. 910—L.H. \$7.00  
No. 911—R.H. \$7.00


These remote control switches are used on most beginner layouts and include a 1/3 18" radius track to complete inner tracks on basic ovals to make double oval layouts.



Remote control switch  
(18" radius curve)

No. 960—L.H. \$7.00  
No. 961—R.H. \$7.00


These remote control switches are used primarily where tight turn-outs are required and numerous switches are being used.



Remote control switch  
(#4 turnout)


No. 962—L.H. \$7.00  
No. 963—R.H. \$7.00

These remote control switches enable switching on curved tracks to provide additional layout possibilities.



Curve remote control switch  
(22" radius & 18" radius curve)

Double slip  
remote control switch  
(2 controllers)



No. 966 \$14.00


This remote control switch allows for ease in switching from mainline tracks to sidings as well as other mainlines.

3-way remote control switch  
(one 3-position controller)



No. 965 \$15.00

This remote control switch provides additional track switching for more complex layouts and allows endless possibilities for switching tracks.



Manual switch  
(18" radius curve)

No. 912—L.H. \$3.50  
No. 913—R.H. \$3.50

These manual switches are used on most beginner layouts and include a 1/3 18" radius track to complete inner tracks on basic ovals to make double oval layouts.

No. 964 \$7.00


This remote control switch provides dual switching to expand layouts in small areas and for more interesting configurations in larger layouts.



2-way remote control switch  
(wye with 11° frog)



No. 967—L.H. \$7.00  
No. 968—R.H. \$7.00

These remote control switches are used commonly on mainlines and secondary lines as well.



#6 remote control switch  
(high speed crossover)

## TRACK



915—90 Track crossing \$3.00  
916—Curve track—15" radius (4) \$1.30  
917—Straight track—9" (4) \$1.30  
918—Curve track—18" radius (4) \$1.30  
919—Rerailer \$.80  
920—Curve track—22" radius (4) \$1.30

921—Portable uncoupling ramp \$1.00  
939—Terminal track with rerailer—18" radius \$1.00  
954—Lighted bumper track \$1.50  
955—Bumper track \$.80  
15628—3' Flexible track \$1.20



## DIESEL LOCOMOTIVES & TROLLEY

All with operating headlight



No. 235—Alco Century \$18.00



No. 235—Alco Century \$18.00



No. 228—GP-20 \$15.00



No. 244—Spirit of '76 \$18.00

No. 214—Trolley \$10.00  
No. 241—Diesel Switcher \$11.00



No. 224—F-9 "A" Powered \$13.00

No. 225—F-9 "A" Non-Powered \$5.00  
No. 230—F-9 "B" Non-Powered \$5.00



No. 243—Alco 630 \$19.00

From the Collection of  
"Kenneth D. Moore"



## STEAM LOCOMOTIVE KITS

- 7701—Booster, 0-4-0 \$11.00
- 7702—Little Six, 0-6-0 \$12.00
- 7703—Shifter & tender, 0-4-0 \$13.00
- 7704—Bix Six & tender, 0-6-0 \$14.00
- 7705—General & tender, 4-4-0 \$17.00
- 7706—1890 Loco & tender, 4-6-0 \$17.00
- 7707—Prairie loco & tender, 2-6-2 \$17.00
- 7708—Pacific & tender, 4-6-2 \$19.00
- 7709—Mikado & tender, 2-8-2 \$20.00






# STEAM LOCOMOTIVES


All with operating headlight

From the Collection of  
"Kenneth D. Moore"

# GENERAL FREIGHT CARS




No. 212—Pacific & Tender, 4-6-2 \$30.00




No. 233—1890 Loco & Tender, 4-6-0 \$25.00  
No. 242—Dixie Belle, 4-6-0 \$25.00


No. 234—Prairie & Tender, 2-6-2 \$25.00  
No. 238—Shifter & Tender, 0-4-0 \$18.00  
No. 237—Booster, 0-4-0 \$14.00



No. 208—Mikado & Tender, 2-8-2 \$32.00



No. 329—Refrigerator car \$2.00  
No. 341—Gondola car w/pipe load \$2.00  
No. 342—Flat car w/pipe load \$2.00  
No. 344—Hopper car \$2.00



No. 311—Box car \$2.00

No. 312—Stock car \$2.00




No. 339—Box car—50' plug door \$2.00

No. 315—Tank car \$2.00



No. 355—Billboard reefers \$2.00



No. 324—Chemical car \$2.00  
No. 330—Operating hopper car \$2.50  
No. 334—Pulpwood car \$2.00  
No. 335—Cable reel car \$2.00  
No. 351—Flat car w/tractors \$2.00




## GENERAL FREIGHT CARS

No. 358—55' Center flow hopper cars \$2.50




From the Collection of  
"Kenneth D. Moore"



No. 327—Caboose \$3.00



No. 362—50' Bicentennial box cars \$2.50



No. 357—62' Triple dome tank cars \$2.50



No. 359—Covered hopper cars \$2.50




No. 352—Sealand container flat car \$2.50  
No. 353—Truck carrier flat car \$2.50  
No. 354—Piggyback flat car \$2.50



No. 317—1860 Box car \$3.00  
No. 322—1860 Water car \$3.00  
No. 323—1860 Horse car \$3.00  
No. 523—1890 Passenger coach \$3.00  
No. 524—1890 Combine car \$3.00



No. 520—Combine \$6.00  
No. 521—Coach \$6.00  
No. 522—Observation \$7.00




No. 360—62' Express reefers \$2.50



No. 361—62' Box cars \$2.50



## LIGHTED ACCESSORIES



- 101—Boulevard lights (2) \$2.30  
102—Mercury streetlights (2) \$2.30  
103—Fluorescent streetlights (2) \$2.30  
104—Yard spotlight tower \$2.50  
105—Blinking microwave tower \$2.50  
106—Floodlight tower (2 light) \$2.50  
107—Floodlight tower (4 light) \$3.50  
108—Lighting accessory kit \$1.00  
109—Connector plugs (4) for simplex wiring \$1.00  
111—24" Extension cord (3) for simplex wiring \$1.00  
113—48" Power cord (2) for simplex wiring \$1.00  
114—Blinking billboard \$2.00  
115—Blinking traffic light \$2.50  
116—Lighted sign—Mobil \$1.50

## From the Collection of "Kenneth D. Moore"




125—Scenic city (55 piece) \$2.50

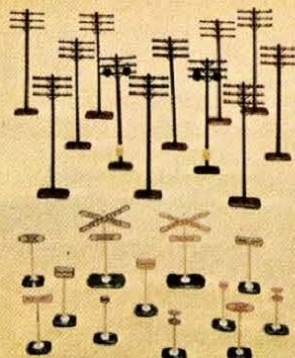


- 897—Tyco Master-Pak, 2 amp, AC-DC; on-off switch; overload light \$25.00  
898—Tyco Dual-Pak, 2 amp, AC-DC; on-off switch; dual overload lights; master power light \$28.00  
899—Tyco-Pak, 1 amp, AC-DC \$10.00

909—33 pc. Bridge & trestle set \$4.00



121—Set of 12 decorated telephone poles \$1.00



122—Set of 12 trackside signs \$1.00

924—Decorated tunnel \$2.50




124—Tractor & trailer truck \$1.50




123—6 Autos \$1.50

999—Delrin freight trucks (carded) pair \$1.00



## TWO COMPLETE SETS IN ONE



No. 9000—SUPER ROAD & RAIL  
Standard pack: 3 • Carton weight: 50 lbs.  
Package size: 27" x 17" x 3 1/2"

## THE SUPER ROAD & RAIL

Two complete sets in one! Run them together or separately. Big 63" x 42" layout gives you 23 feet of triple level racing action, with 2 Tyco racing cars and 2 racing controllers, plus a long twin diesel train set, including 5 cars, piggyback flat car set with truck terminal, and 24 trackside signs and poles. Complete with road-and-rail crossover section and 2 electric power packs.

**Train set contents:** Lighted F-9 diesel "A" unit • Non-powered F-9 diesel "B" unit • Piggyback flat car with 2 trailers, truck cab and terminal • Flat car with 3 tractors • 50' box car • Hopper car • Caboose • 16 sections of track, including a curved terminal railer • 24 signs and poles • 1 amp power pack, U.L. listed.

**Racing set contents:** 2 Tyco racing cars • 26 sections of track • 13 pier supports • 16 crash barrier fence with flags • 2 racing controllers • 3" road & rail crossover • Power pack, U.L. listed.



TYCO INDUSTRIES, WOODBURY HEIGHTS, NEW JERSEY 08097  
A CONSOLIDATED FOODS COMPANY • RESPONSIVE TO CONSUMER NEEDS